

INTERNATIONAL CENTRE FOR AUTOMOTIVE TECHNOLOGY

[A Division of NATRIP Implementation Society (NATIS), Govt. of India]

C A J B 0148
AJ-0903

Date: 30th October 2014

CERTIFICATE

Cert	Brief + Table 11 & 13	Drg	Total
2	7	3	12 Pgs

FOR COMPLIANCE TO THE CENTRAL MOTOR VEHICLES RULES.

1. In order to establish compliance to the provisions of CMVR, 1989, applicable as on date, documental verification/ necessary testing was carried out, on the following base model, submitted by the vehicle manufacturer referred below:

Vehicle Manufacturer		M/s. Saera Electric Auto Pvt. Ltd	
		Khasra No-10445/4644/216, Industrial Area Daultabad Road, Gurgaon- 122 001, Haryana	
Net Power		1150 W	
Max Speed		24 kmph	
Motor		Controller	
Identification no.	Manufacturer	Identification no.	Manufacturer
SGAN	M/s. Changzhou Xieheng Power Technology Co.Ltd. Plant: Yaoguan Industrial Park, Changzhou, China	HY49-03	M/s. Nanjing Haiyong Elenticular Technology Co. Ltd. Plant: 128, Jiangtong Road, Lishui, Nanjing, China
BASE MODEL	TYPE: E-rickshaw	Seating Capacity (Incl. Driver)	GVW, kg
MAYURI DELUX	Special Purpose Battery Operated Vehicle	5 Persons	676

Note: Seating Capacity (including driver) to be verified by RTO: At least @ 68 kg/person + 40 kg total luggage allowance.

- 1a. Brief technical specifications (No. SAERA 00 dt 26.09.2014) of the vehicle model as declared by the vehicle manufacturer, are enclosed with this certificate. Detailed specifications (No. SAERA 00 dt 26.09.2014), of the vehicle model, are also separately issued to the vehicle manufacturer.
2. This certificate is issued for the above base model, with compliance to additional provisions, including following requirements, (as detailed at ANNEXURE-I, IA & IB):

Standards	Notification	Date	Effective From	Applicable CMVR
E - Rickshaw BoV / VIN / Brakes / Lamps / Horn / Bulbs / Tyre / Lighting & light signaling devices / Traction Battery and other safety components	GSR 709 (E)	08.10.2014	08.10.2014	ANNEXURE-I ANNEXURE- IA ANNEXURE- IB
	S.O. 2590 (E)	08.10.2014		
	GSR 784(E)	12.11.2008		

This Certificate is issued as per CMV Rule 126 to establish compliance with the Central Motor Vehicles Rules, 1989, and shall not be construed as a certificate of compliance to any rules other than those listed in ANNEXURE-I, IA & IB. Compliance to these rules has been verified based on the use of specific components / parts / assemblies etc, details of which are given in the detailed specifications duly endorsed by ICAT as mentioned at Para. 1a above. It is the vehicle manufacturer's responsibility to ensure fitment of same components / parts / assemblies etc. before submission of the vehicle for registration.

DISCLAIMER

- ICAT issues "Type Approval Certificates" (TAC) for vehicles/ parts/ assemblies etc. based on the documents produced and/or prototype / vehicle(s) submitted by the applicant and testing thereof.
 - ICAT issues TAC in compliance to Motor Vehicle Act/ Central Motor Vehicle Rules and their provisions as amended from time to time or any other statutory orders under which ICAT is authorized. Other Rules/Acts are outside the purview/scope of the TAC.
 - Test(s) on prototype is/are carried out on the basis of standard procedures as notified under specific rules. Results of such tests are property of bearer of TAC. These results cannot be disclosed unless specifically ordered by Government, Court, etc.
 - The bearer of the TAC is under the obligation to ensure production strictly as per the provisions of the specific TAC.
 - ICAT is not responsible for testing, each vehicles/components/parts/assemblies etc. for which TAC is issued. Further, ICAT is not responsible for ensuring manufacturing quality of the type approved vehicles/ components/ parts/ assemblies etc.
 - ICAT is no way responsible for any misuse or copying of any design/type/system in connection with entire vehicle/ components/parts and assemblies covered under the TAC.
 - Breach of any statutory provision of Indian laws or laws of other countries, will be sole responsibility of the bearer of the TAC and ICAT shall not be liable for any claims or damages. The bearer shall alone be liable for the same, and shall undertake to indemnify ICAT in this regard.
 - ICAT has the right, but not under obligation to initiate cancellation / withdrawal of the certificate issued, in case of any fraud, misrepresentation, when it surfaces and comes in the knowledge of ICAT.
- The appropriate local court at Gurgaon shall have the jurisdiction in respect of any dispute, claim or liability arising out of this certificate.

AUTHORISED SIGNATORIES,



ATTESTED
S.K. KALIA
Sr. GENERAL MANAGER



DINESH TYAGI
DIRECTOR

ANNEXURE-I
To

C A J B 0148

Date: 30th October 2014

Following rules are verified and found to be complying.

Rule No	Sub Rules	Description	Standard
93	(1), (2), (4), (6) & (7)	Overall dimension of motor vehicles	----
94	(1), (2) & (3)	Condition of tyres	----
95	(1), (2), (3), (4), (5) & (6) (i)	Size & Ply rating of tyres Fr & Rr: 3.50x10.51J 4 PR Make: RALSON	IS:15627:2005 & AIS:050:2004
96	(1), (2), (3), (4)(i), (5), (6), (7)(a)	Brakes	IS:14664:1999
99	---	Forward and backward motion	----
102	(1) & (2)	Signalling devices, direction indicators & stop lights	----
103	(1)	Position of the indicator	----
104	(4)	Fitment of reflectors	AIS:057:2005
105	(1)(b), (3), (4) & (7)	Lamps	----
106	(1)	Deflection of lights	----
108	(1)	Use of red or white lights	----
109	---	Parking light	----
110	---	Lamps three-wheelers	----
111	---	Prohibition of spotlights etc.	----
119	(1) & (2)	Horns	Performance IS:1884-1993 Installation IS:15796-2008
122	(1) & (2)	Embossment of the Chassis Number & Motor Number and date of manufacture (Ref: Table 11 of the Brief Technical Specifications)	----
124	Refer ANNEXURE-IA	Safety standards of components as applicable	S.O. 2590 (E) dt. 08.10.2014 AIS:001/2001
125	(1) & (2)	Rear View Mirror	Specifications AIS:002/2001 Installation

ANNEXURE-IA

Rule 124 Table B	Particulars	Test Standards	Compliance Verified
1.	Automobile Lamps	AIS:034/2004	✓
2.	Wheel Rims	AIS:073/2007	
3.	(a) Installation requirement for lighting and light signalling devices	AIS:009/2001	
	(b) Performance requirement of lighting, light signalling	AIS:010/2004	
4.	Constructional & Functional Safety of battery operated vehicle	AIS-038/2003	
5.	Measurement of Net Power & max. 30. min. Power & Speed for battery operated vehicles	AIS:041/2003	
6.	Traction batteries used in battery operated vehicles	AIS: 048/2009	
7.	Requirements of Handholds	AIS: 046/2008	


ANNEXURE-IB

CMV Rule	Compliance Verified for	Test Standards	Compliance Verified
95(1)	Size and Ply rating of Tyre	IS-15627-2005	✓
122(1)	Vehicle Identification Number including month and year of manufacture - VIN number	AIS-065-2005	
124(4)	The procedure for Type Approval and establishing Conformity of production for components	Tyres / Horn	
		Bulb / Rear View Mirror	
	Lighting and Light Signaling Devices / Retro - Reflectors	AIS-037-2004**	

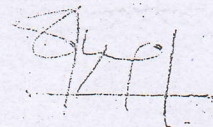
**Compliance needs to be established for Type approval / Conformity of Production for components, listed in the notification.

ICAT Case No.	2014 - 396 (IOCS:36389)
Test Report Nos.	CT0PJ 0387 dt. 17.10.2014.

AUTHORISED SIGNATORIES,




S.K. KALIA
SP. GENERAL MANAGER

DINESH TYAGI
DIRECTOR

Innovation • Service • Excellence

2014-396

30 OCT 2014

CAT/CMVR/BOV

Table 7 of AIS-007 (Revision 4)


BRIEF TECHNICAL SPECIFICATIONS FOR MOTOR VEHICLES

A. Manufacturer's name and address	Saera Electric Auto pvt. Ltd, Khasra No-10445/4644/216, Industrial Area Daultabad Road, Gurgaon-122001, Haryana.
Importer's name and address (in case of CBU)	
Country of origin, if imported	
Vehicle data	
Basic model	MAYURI DELUX
Type / Description	NA
Category of the vehicle (as per AIS-053)	NA
Variant(s)	NA
Type / Description	NA
Category of variant(s) (as per AIS-053)	NA
Engine	NA
Make and Country of origin, if imported	
Model	
Type	
Bore x stroke (mm)	
No. of cylinders	
Displacement	
Compression ratio	
Max. Engine output (kW @ rpm)	
Max. Torque (Nm @ rpm)	
Clutch Type	NA
Gear box	NA
Make & model	
Type	
No. of gears	
Gear ratio	1 st 2 nd 3 rd 4 th 5 th 6 th Reverse
Drive Axle (Front / Rear / All)	
Front axle ratio	
Rear axle ratio	
Steering	Handle
Type / Description	
Steering wheel diameter mm	
Ratio	
Frame	
Long member size (mm)	
Number of cross members	6
Suspension	
Type / Description	
Spring	Yes
Anti-roll bar	No
Shock absorbers	Telescopic, Rear Leaf Spring



ATTESTED

NOTARY PUBLIC
DELHI (INDIA)



04 NOV 2014

Manufacturer : Saera Electric Auto (P) Ltd	Document No : SAERA 00	Test Agency :	ICAT
Signature	Signature	Name :	S. K. Kalia



2014=396-

30 OCT 2014

ICAT/CMVR/BOV

Table 7 of AIS-007 (Revision 4)

Brake	
Service brake (Brief description)	NA
Auto Slack Adjuster Fitted (Yes / No / Optional)	NA
ABS Fitted (Yes / No / Optional)	NA
Front (Disc / Drum)	Drum
Rear (Disc / Drum)	Drum
Total braking area (cm ²)	330 cm ²
Parking brake	NA
Secondary brake	NA
Wheels and tyres	
Wheel rim size	2.15x10
Tyre size designation including ply rating	3.50x10, 4 ply Rating
Speed index	J/100 kmph max
Load index / Load rating	NA
Tyre Type (Radial / Cross / Tube / Tubeless)	Tube type
Laden Tyre pressure (front & rear) (kg/cm ²)	250 Kpa
Electrical system	
System voltage (V)	12 VDC
Battery rating (Ah)	12 VDC through DC to DC Convertor
Wiper motor	NA
Wiping system (Brief description)	NA
Fuel tank	
Material	NA
Capacity (l)	
Dimensions	
Wheel base (mm)	1990 mm
Overall width (mm)	970 mm
Overall length (mm)	2580 mm
Overall height (mm)	1800 mm
Front track (mm)	NA
Rear track (mm)	NA
Min. ground clearance (mm)	175mm (As per manufacturer dec)
Cargo box dimensions (mm)	NA
Load body platform area	NA
Weights	
Maximum GVW kg (for rigid vehicles)	676 kgs
Maximum GCW kg (for articulated / combination)	NA
Maximum FAW (kg)	105 kgs
Maximum RAW (kg)	191 kgs
Kerb weight with 90% fuel (with spare wheel, tools, etc.) (kg)	296 kgs.
Maximum gradeability in 1st gear	NA
Seating	
Seating capacity	4+1=5 (Including Driver)
Sketch showing seating layout with dimensions	SEAPL/SHL-04 (3 pages) <i>Sh</i>



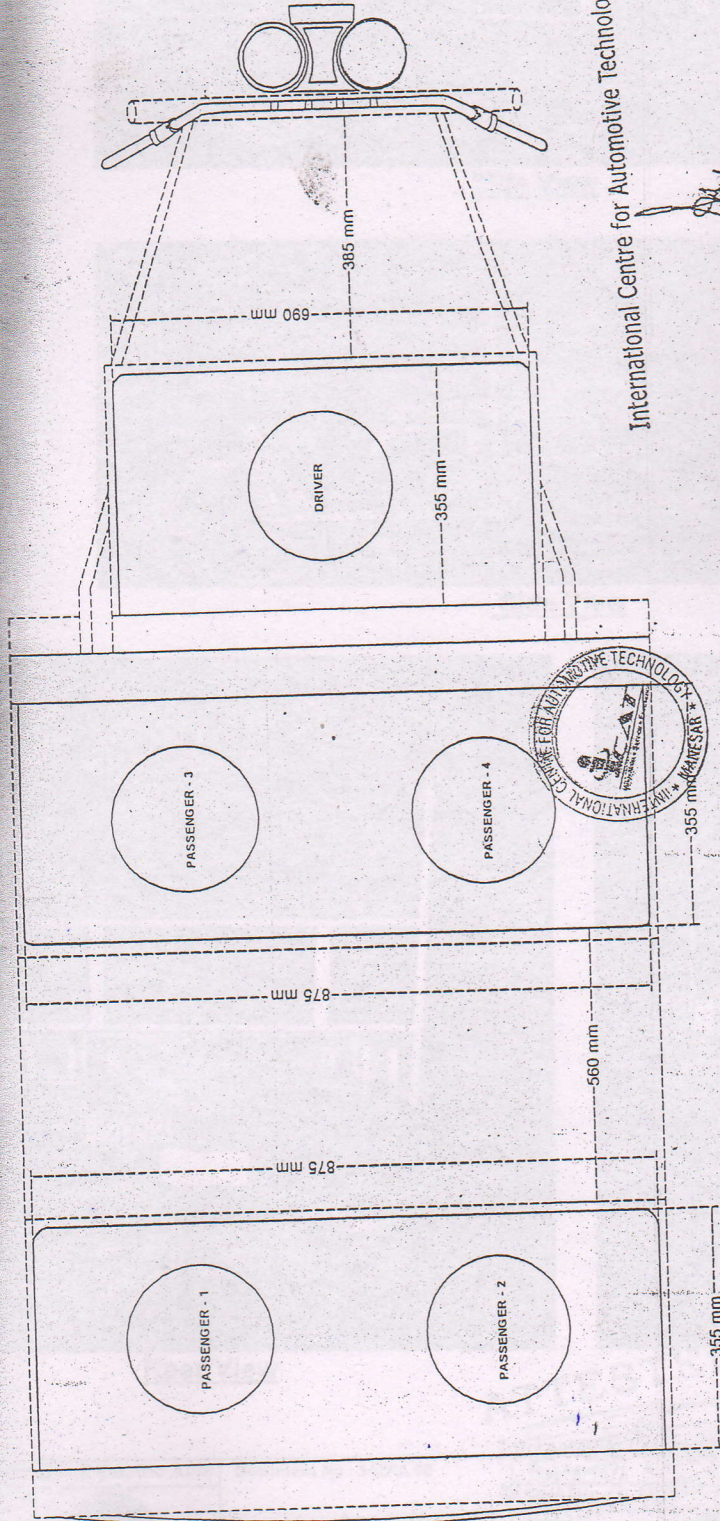
International Centre for Automotive Technology

Manufacturer: Saera Electric Auto (P) Ltd	Document No: SAERA 00	Test Agency:	Cert No:
		Signature	
		Name	
		S. K. Kalia	
		Sr. General Manager	
		Designation	

30 OCT 2014



2014=396

T/CMVR/BCV



International Centre for Automotive Technology

S. K. Kalia
Sr. General Manager




ATTESTED
 NOTARY PUBLIC
 DELHI (INDIA)

SAERA ELECTRIC AUTO PVT. LTD.	Name	KIRAN	
	Date	03-10-2014	
Model :- MAYURI DELUX	Approved By :-	Page 1 of 3	
	Drawing No. :-	SEAPLISHL-04	
SEATING ARRANGEMENT	Rev. Status :-	00	


04 NOV 2014

ICAT/CMVR/BOV 2014=396


30 OCT 2014



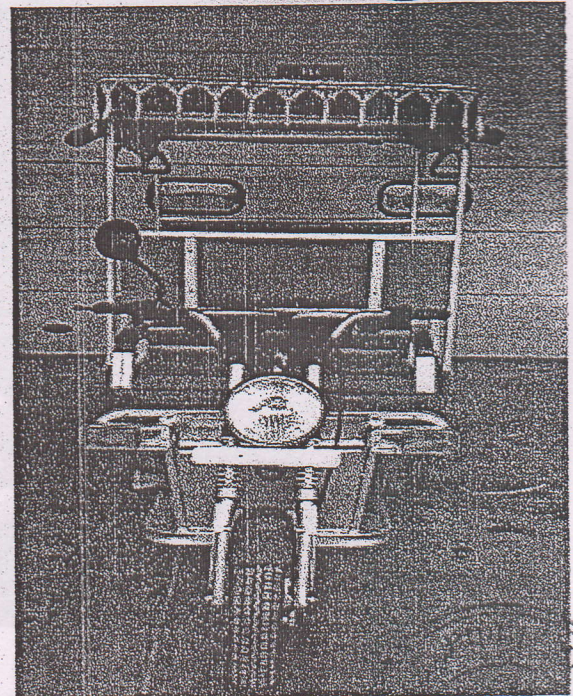
Side View



Side View



Rear View




Front View

ATTESTED

International Centre for Automotive Technology


Manufacturer : Saera Electric Auto	Document No : SAERA 00	Cert No : O
Reg. No - SEAPL/SHL-04	Signature	Seal




ICAT/CMVR/BOV

2014=396-1

30 OCT 2014




Controller



Controller

ATTESTED

**NOTARY PUBLIC
DELHI (INDIA)**



International Centre for Automotive Technology

Manufacturer: Saara Electric Auto	Document No: SAERA 00	Test Agency:	Cert No:
		Signature: 01 NOV 2014	

ICAT/CMVR/BOV

2014=396

30 OCT 2014

Table 11 of AIS-007 (Revision 4)

DETAILS OF LOCATION OF CHASSIS NUMBER AND CODE FOR MONTH AND YEAR OF MANUFACTURE AS PER RULE 122 OF CMVR

Name of the Vehicle Manufacturer & Address :	Saera Electric Auto Pvt. Ltd Khasra No-10445/4644/216, Industri Daultabad,Road, Gurgaon- 122001,Haryana.
Name of the basic model :	MAYURI DELUX
Name of Variants, if any :	NA
Place of Embossing or etching the Chassis Number (Vehicle Identification Number). Supporting details by drawing or pictures may be provided if necessary.	Neck of front bend (main frame part)

Code for month and year of production:

Code for month of production:		Code for year of production:	
Month	Code	Year	Code
January	A	2014	14
February	B	2015	15
March	C	2016	16
April	D	2017	17
May	E	2018	18
June	F	2019	19
July	G	2020	20
August	H	2021	21
September	J	2022	22
October	K	2023	23
November	L	2024	24
December	M	2025	25

Position of the code for month of production in the Chassis number :	11 th (From Left to Right)
Position of the code for year of production in the Chassis number :	5th and 6th 9 th & 10 th (From Left to Right)
Height of the Chassis number (Vehicle Identification Number) :	5mm

Example of Engine / Motor No. :- SGAN304

Example of Chasis No. (Vehicle Identification Number) with Month & Year of Manufacture:-
MD9SEAMG14J140001



Manufacturer: Saera Electric Auto (P) Ltd	Document No: SAERA 00	International Centre for Automotive Technology No:
	Signature	Name


Table 13 of AIS-007 (Revision 4)

TECHNICAL SPECIFICATIONS - BATTERY OPERATED VEHICLES

1.0	General description of vehicle	
1.1	Vehicle Model	: MAYURI DELUX
1.2	Vehicle Type	: E-Rickshaw
1.3	Drawing and /or photographs of the vehicle	: See attached Drg.. SEAPL/GEN-01
2.0	Description of The Traction Battery	
2.1	Trade Name and Mark of the Battery	: ANCHOR
2.2	Kind of Electro – Chemical Couple	: ANCHOR NB-800/Naveen Batteries.
2.3	Nominal Voltage (V)	: Lead Acid
2.4	Battery Máximum Thirty Minutes Power (Constant Power Discharge) (kW)	: 48 Volts. : 1.8 kW.
2.5	Battery Performance in 2 h Discharge (Constant Power or Constant Current)	: 90 Ah.
2.5.1	Battery Energy (kWh)	: 3.6 kWh
2.5.2	Battery Capacity , Ah in 2 h	: 90 Ah.
2.6	End of Discharge Voltage Value (V)	: 42 Volts
2.7	Provision of ventilation for battery Yes / No	: Yes
2.7.1	Brief description of the ventilation system adopted in the vehicle. (Refer AIS-038/2003 Clause 3.1.1). Provide drawing if necessary.	: See attached Drg. SEAPL/ELE/01.
2.7.2	Brief description of the ventilation system adopted in the battery compartment. (Refer AIS-038/2003, Clause 3.1.2). Provide Drawing if necessary.	: See attached Drg. SEAPL/ELE/01.
2.8	On-board Indication of battery state of charge	: Red LED glow during charging
2.8.1	Details of indication when state of charge of the battery reaches a level when the Manufacturer recommends re-charging.	: Battery level comes on 10 %
2.8.1.1	Indication format.	: LED
2.8.1.2	Relationship of state of charge indicator and the indication.	: LED
2.8.1.3	Make	: SAERA
2.8.1.4	Model	: MAYURI DELUX
2.8.2	Indication of state of charge of battery reaches a level at which driving vehicle further may cause damage to batteries	: Automatic Charging cut off (Green LED bulb display in Charger)
2.8.2.1	Indication format.	: LED bulb
2.8.2.2	Relationship of state of charge indicator and the indication.	: Battery level comes on Red LED Glows
2.9	Battery Mass (kg)	: 108 Kgs
2.10	Brief description of maintenance procedure, if any	: Lead Acid traction battery
3.0	Description of The Drive Train	
3.1	General	
3.1.1	Make /Model	: Changzhou Xieheng Power Technology Co. Ltd. Yaoguan Ind.Park, Chongzhou, China
3.1.2	Type	: BLDC





ATTESTED
 NOTARY PUBLIC
 DELHI (INDIA)
 Changzhou Xieheng Power Technology Co. Ltd.



Manufacturer : Saera Electric Auto (P) Ltd	Document No : SAERA 00	Test Agency :	Cert No :
		Signature	
		Name /	
		04 NOV 2014	

Table 13 of AIS-007 (Revision 4)


3.1.3	Use : Mono motor / multi motors (number)	: BLDC Hub motor
3.1.4	Transmission Arrangement parallel / transsexual / others to precise	: Direct Transmission through differential.
3.1.5	Test Voltage (V)	: 48 Volts DC
3.1.6	Motor Nominal Speed (Min ⁻¹)	: 24 kmph
3.1.7	Motor Maximum Speed, Min ⁻¹ or by default reducer outlet shaft / gear box speed (specify gear engaged)	: 24 kmph
3.1.8	Maximum Power Speed (Min ⁻¹) and (km/h)	: 24 kmph
3.1.9	Maximum Power (kW)	: 1.150 kW.
3.1.10	Maximum Thirty Minutes Power (kW)	: 1.11 kW.
3.1.11	Maximum Thirty Minutes speed km/h (Reference in AIS-039/2003 and AIS-040/2003)	: 24 kmph
3.1.12	Flexible Range (where P>90% of Max. Power)	: 24 km
3.1.13	Speed at the beginning of the range (Min ⁻¹)	: 24 kmph
3.1.14	Speed at the end of the range (Min ⁻¹)	: 24 kmph
3.2	Traction Motor	:
3.2.1	Make / Model	: Changzhou Xieheng Power Technology Co. Yaoguan Ind Pa Changzhou Chi
3.2.2	Working Principle	: BLDC Motor ID-SGAN
3.2.2.1	Direct current / alternating current / number of phases	: DC 3 phase
3.2.2.2	Separate excitation / series / compound	: Separate excitation
3.2.2.3	Synchron / asynchron	: Asynchrony
3.2.2.4	Coiled rotor / with permanent magnets / with Housing	: Permanent Magnet
3.2.2.5	Number of Poles of the Motor	: 24
3.2.3	Motor power curve (kW) with motor RPM (min ⁻¹) / vehicle speed in (km/h)	: 1.150 kW @ 2250 rpm / 24 kmph
3.3	Power Controller	: Nanjing haiyong elenticular Technology Co.Ltd, no. 128 Jiangtong Road Lishui Nanjing, Chi
3.3.1	Make / Id.	: BLDC type ID:HY 49-03
3.3.2	Type	: Close Loop
3.3.3	Control Principle : vectorial / open loop / closed / other (to be specified)	: 42 Amps.
3.3.4	Maximum effective current supplied to the Motor (A)	: 42 Volt DC
3.3.5	Voltage range use (V to V)	: 48 Volts DC
3.4	Cooling System	:
	motor : liquid / air	: Air
	controller : liquid / air	: Air
3.4.1	Liquid cooling equipment characteristics	: NA
3.4.1.1	Nature of the liquid, circulating pumps, yes / no	:



3412	Characteristics or make(s) and type(s) of the pump	: NA
3413	Thermostat : setting	: NA
3414	Radiator : drawing(s) or make(s) and type(s)	: NA
3415	Relief valve : pressure setting	: NA
3416	Fan : Characteristics or make(s) and type(s)	: NA
3417	Fan : duct	: NA
342	Air-cooling equipment characteristics	:
3421	Blower : Characteristics or make(s) and type(s)	:
3422	Standard air ducting	:
3423	Temperature regulating system yes / no	:
3424	Brief description	:
3425	Air filter : make(s) type(s)	:
343	Maximum temperatures recommended by the manufacturer:	:
3431	Motor Outlet : °C	: 80°C
3432	Controller inlet : °C	: 80°C
3433	At motor reference point(s) °C	: Outer Body
3434	At controller reference point(s) °C	: Outer Body
35	Insulating Category	:
35.1	International Protection (IP)-Code	:
36	Lubrication System Principle	:
	Bearings : friction / ball	:
	Lubricant : grease / oil	:
	Seal : yes / no	:
	Circulation : with / without	:
40	Charger :	:
41	Charger : on board / external	: External
41.1	Make , Id., rating	: SAERA Blue Line , 48 V 10Amp.
42	Description of the normal profile of charging system	: 48 Volts, 10 Amps
43	Specifications of mains	: 190V-300VAC, 47-63Hz.
43.1	mains : single phase/ three phase	: Single Phase
43.2	Nominal Voltage (V) & frequency (Hz) with tolerances:	: 190V-300VAC, 47-63Hz.
44	Reset period recommended between the end of the discharge and the start of the charge	: 1 Minute
45	Recommended duration of a complete charge	: 6-8 Hrs.
46	In case of on-board charger	:
46.1	Continuous rating of charger socket (A)	: 10Amps.
46.2	Time rating (h) of charger socket, if any :	: No
46.3	Whether soft-start facility Yes / No :	: Yes
46.4	Maximum initial in-rush current (A)	: 2.7 Amps.



ATTESTED
 NOTARY PUBLIC
 DELHI (INDIA)



04 NOV 2014

Manufacturer : Saera Electric Auto (P) Ltd	Document No. SAERA 00	Test Agency :	Cert No :
Signature		Name :	

Table 13 of AIS-007 (Revision 4)

- 5.0 **Electrical details of vehicle for functional safety**
- 5.1 Schematic diagram showing the electrical layout giving all major electrical items along with their physical location in the vehicle. It shall include batteries, power-train components, protection fuses, circuit breakers etc. (Reference in AIS-038/2003 Clause 3.1.3) Drg. No. SEAPL/ELE 03
- 5.2 Specifications of circuit breakers/ fuses used for protection of batteries / power-train (Reference in AIS-038/ 2003 Clause 3.1.3)
- 5.2.1 IS / IEC specifications IS/IEC 60898
- 5.2.2 Rating (A) 32 A
- 5.2.3 Opening time (ms) 20ms
- 5.3 Working voltage V (Reference in AIS-038/ 2003 Clause 3.2) 48 V
- 5.4 Schematic highlighting physical location of live parts having working voltage greater than 60 V DC or 25 V AC (Reference in AIS-038/ 2003 Clause 3.2.1.2) NA
- 5.5 Electric cables / connectors / wiring harness (Reference in AIS-038/ 2003 Clause 3.2.2.2)
- 5.5.1 IEC protection class Class " A"
- 5.5.2 Insulation material used PVC/Nylon
- 5.5.3 Conduits provided Yes
- 5.6 List of exposed conductive parts of on-board equipment. (Reference in AIS-038/ 2003 Clause 3.2.2.3) No Cunductive parts
- 5.6.1 Any potential equalization resistance used to electrically connect these parts No
- 5.6.2 If yes, give details
- 5.7 List of failures due to which the vehicle will come to standstill (Reference in AIS-038/ 2003 Clause 3.3.6) Loose Battery connection
- 5.8 List of conditions under which the performance of vehicle is limited and how. (Reference in AIS-038/ 2003 Clause 3.3.13) NA
- 5.9 Declaration regarding Design guidelines followed with respect to various requirements.
- 6.0 Electrical energy consumption of Vehicle, as per Clause 5.5.1 of AIS-039 NA



ATTESTED


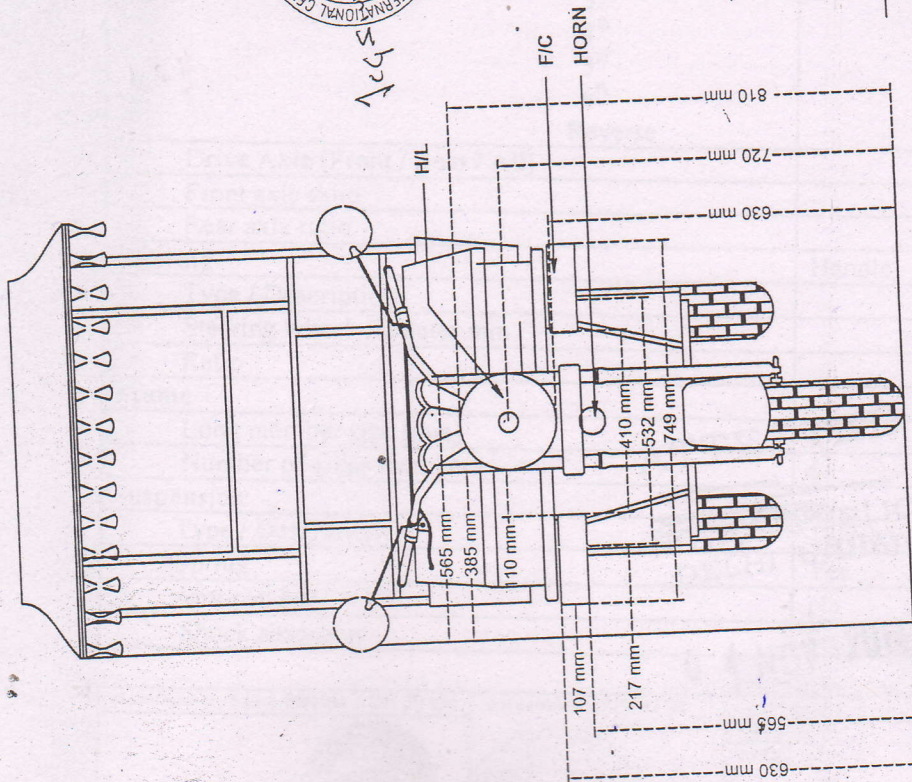
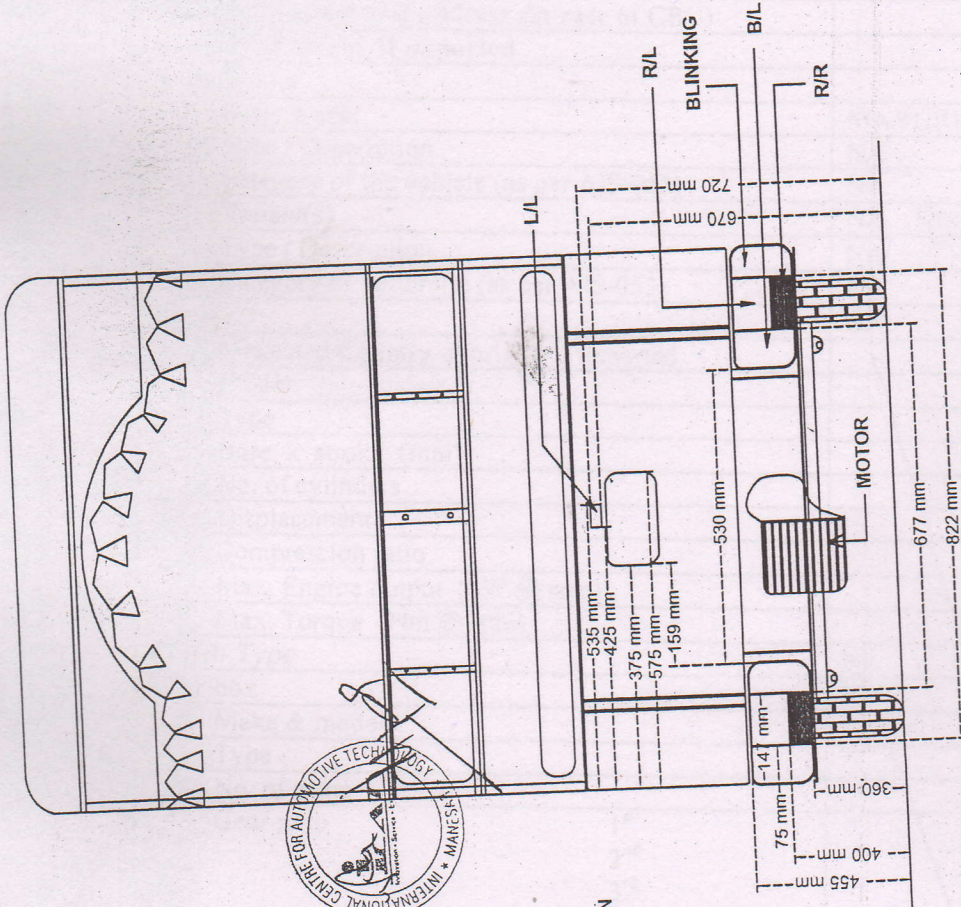
**NOTARY PUBLIC
DELHI (INDIA)**

04 NOV 2014



International Centre for Automotive Technology

Manufacturer :Saera Electric Auto (P) Ltd	Document No : SAERA 00	Test Agency :	Cert No :
		Signature Name :	



PART	MAKE	ID
H/L	LUMAX	20910200
F/C	LUMAX	33632M80110 L/R
L/L	LUMAX	01090040
BLINKING	LUMAX	01010221
R/R	LUMAX	01010221
R/L	LUMAX	01010221
B/L	LUMAX	01010221

All Dimensions in mm.


Name: KIRAN
Date: 03-10-2014

SAERA ELECTRIC AUTO PVT. LTD.

Drawn By: [Signature]
Approved By: [Signature]

Model: - MAYUR BEJUX
Drawing No.: [Number]
Drawing Name: LIGHT INSTALLATION

Rev. Status: 00



Page 01 of 01